



## BRUCE - T9280D


- 3 Nadel Armabwärtsmaschine mit Puller
- für schwere Materialien (Jeans)
- Optional auch für Hemden geeignet
- Nadelabstand 6,4 mm
- Nähfußlüftung max. 10,0 mm
- Nadelstärke Nm 100 bis Nm 140
- Nähgeschwindigkeit max. 3500 Stiche/Min.
- Direktantrieb mit AC-Servomotor
- Komplett montiert mit Tischgestell
- Int-LED-Nählicht 10 Stück Nadel
- Garantie . 2 Jahre .

Preis: 2400,- EUR excl. MwSt.

## BRC- T9270D/9280D

Direct Drive Feed-off-the-Arm Machine




Wide range of application, power saving and high efficiency



Power saving 71%



Cantilever tube design, wide range of application

							A	M	H	HH			NW / GW (kg)
			(mm)	(mm)	(mm)					(S.p.m)	(mm)		
BRC-T9270D-12-Q	1/4, 3/16	TV×64 12#	2	4	3.5	8	●				3500	685×535×475	61.5/68.5
BRC-T9270D-12-2PL-Q	1/4, 3/16	TV×64 12#	2	4	3.5	8	●				3500	685×535×475	61.5/68.5
BRC-T9270D-12-2PS-Q	1/4, 3/16	TV×64 12#	2	4	3.5	8	●				3500	685×535×475	61.5/68.5
BRC-T9270D-12-2PL-Q	3/16	TV×64 12#	2	4	4.2	8	●				3500	685×535×475	61.5/68.5
BRC-T9270D-13-Q	1/8	TV×64 12#	3	6	3.5	8	●				3500	685×535×475	61.5/68.5
BRC-T9270D-13-2PL-Q	1/8	TV×64 12#	3	6	3.5	8	●				3500	685×535×475	61.5/68.5
BRC-T9270D-22-Q	1/4, 3/16	TV×64 14#	2	4	3.5	8		●			3500	685×535×475	61.5/68.5
BRC-T9280D-53-Q	1/8	TV×5 21#	3	6	4.2	10			●		3000	685×535×475	61.5/68.5
BRC-T9280D-73-2PL-Q	1/8	TV×5 21#	3	6	4.2	10			●		3000	685×535×475	61.5/68.5
BRC-T9280D-73-PL-Q	1/8	TV×5 21#	3	6	4.2	10			●		3000	685×535×475	61.5/68.5
BRC-T9280D-73-PS-Q	1/8	TV×5 21#	3	6	4.2	10			●		3000	685×535×475	61.5/68.5